



¡Bienvenidos a tu clase de Matemáticas!

Tema: Fracciones

Maestra: Yeraly Marie Cartagena Carro



2

CONTEO DE 2 EN 2

2 4 6 8 10
12 14 16 18 20



3

CONTEO DE 3 EN 3



4

CONTEO DE 4 EN 4



5

CONTEO DE 5 EN 5



10

CONTEO DE 10 EN 10



10



20



30




40



50



60



70



80



90



100



100

CONTEO DE 100 EN 100

100



200



300



400



500



600



700



800



900



1,000



Conteo de 1,000 en 1,000

1,000

2,000

3,000

4,000

5,000

6,000

7,000

8,000

9,000

10,000

Los números ordinales

1ro



primero

2do



segundo

3ro



tercero

4to



cuarto

5to



quinto

6to



sexto

7mo



séptimo

8vo



octavo

9no



noveno

10mo



décimo



Las Figuras Geométricas



círculo



rectángulo



triángulo

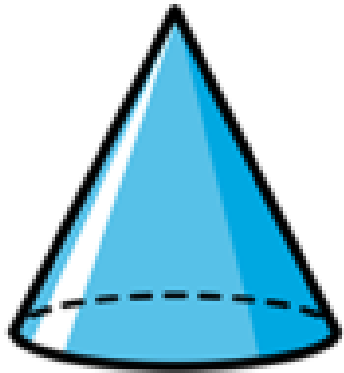


cuadrado

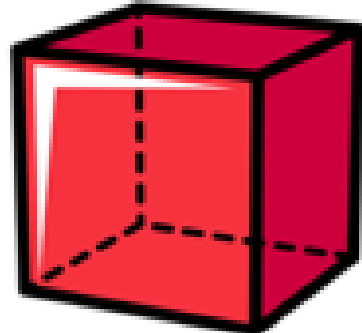


óvalo


Los Cuerpos Geométricos



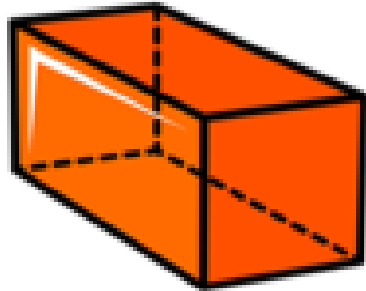
cono




cubo



cilindro



prisma
rectangular



esfera


Las Monedas



peseta
25¢



níquel
5¢



vellón
10¢



centavo
1¢

Números del 200 al 299.


200	201	202	203	204	205	206	207	208	209
210	211	212	213	214	215	216	217	218	219
220	221	222	223	224	225	226	227	228	229
230	231	232	233	234	235	236	237	238	239
240	241	242	243	244	245	246	247	248	249
250	251	252	253	254	255	256	257	258	259
260	261	262	263	264	265	266	267	268	269
270	271	272	273	274	275	276	277	278	279
280	281	282	283	284	285	286	287	288	289
290	291	292	293	294	295	296	297	298	299

Una fracción se logra al dividir un total (entero o conjunto) en partes iguales. Recuerda que se representan matemáticamente por NÚmeros que están escritos uno sobre otro, al NÚmero superior lo llamamos numerador, mientras al NÚmero de la parte inferior lo llamamos denominador.

$$\begin{array}{c} \text{numerador} \\ 1 \\ \hline 2 \\ \text{denominador} \end{array}$$
The diagram shows the fraction 1/2. The number 1 is above a horizontal blue line, and the number 2 is below it. A green arrow points from the word 'numerador' to the number 1. A brown arrow points from the word 'denominador' to the number 2.

La línea que separa el numerador del denominador se conoce como vínculo.

FRACCIONES



Numerador

1

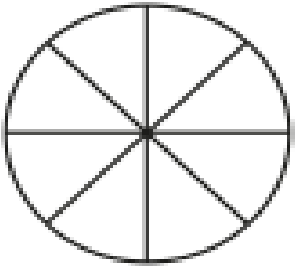


8

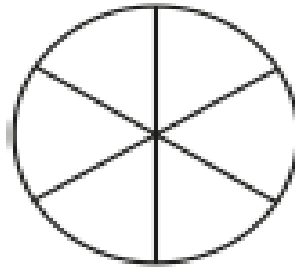
Denominador

Practicamos...

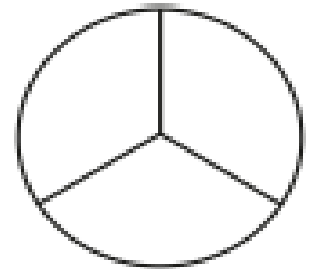
$$\frac{2}{8}$$



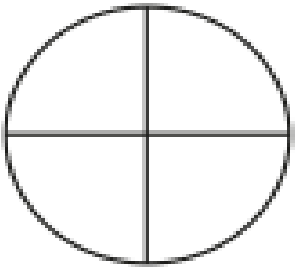
$$\frac{4}{6}$$



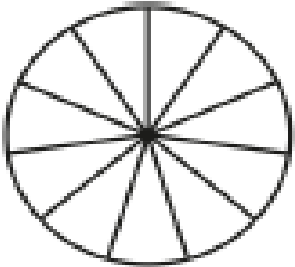
$$\frac{1}{3}$$



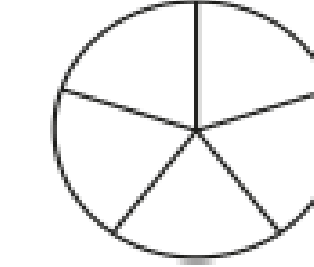
$$\frac{1}{4}$$



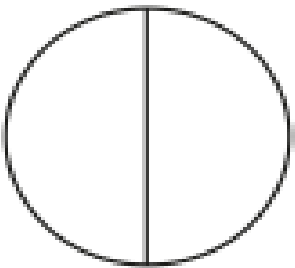
$$\frac{5}{11}$$



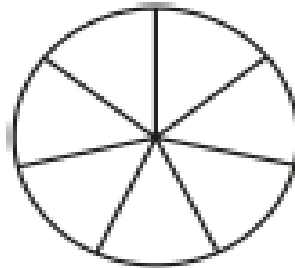
$$\frac{4}{5}$$



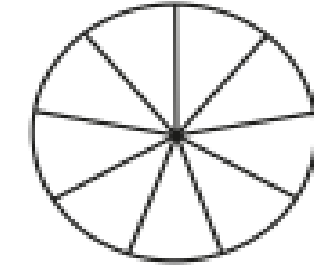
$$\frac{1}{2}$$



$$\frac{3}{7}$$



$$\frac{3}{9}$$



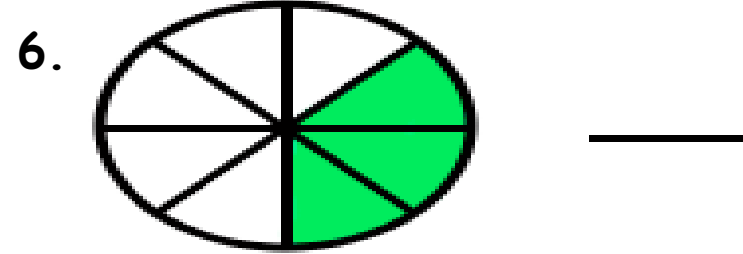
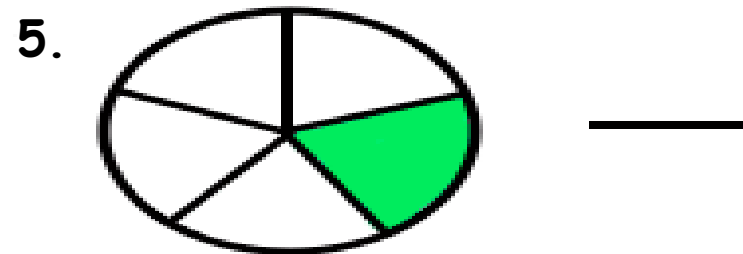
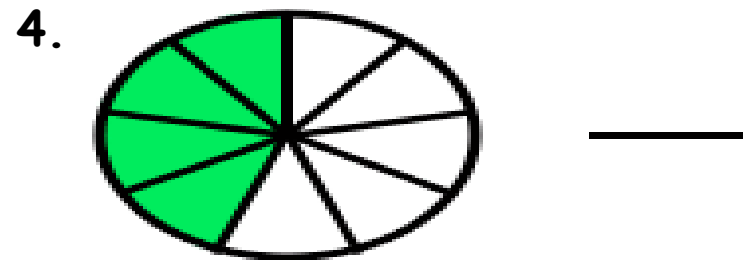
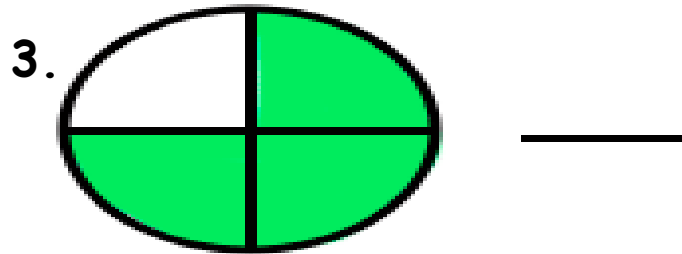
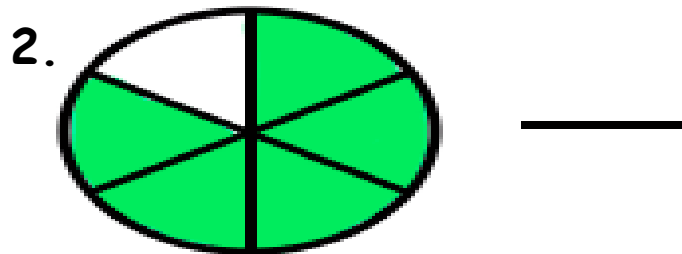
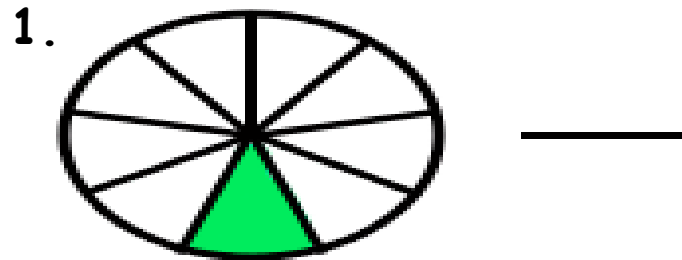
Tarea de hoy



A 2 de noviembre de 2020.

Tema: Fracciones

Actividad: Con ayuda de tu encargado, escribe la fracción.



¡Que
tengas
excelente
día!

